

File Name: canon lens service manual pdf.pdf

Size: 4964 KB

Type: PDF, ePub, eBook

Category: Book

Uploaded: 9 May 2019, 22:28 PM

Rating: 4.6/5 from 578 votes.

Status: AVAILABLE

Last checked: 19 Minutes ago!

In order to read or download canon lens service manual pdf ebook, you need to create a FREE account.

[Download Now!](#)

eBook includes PDF, ePub and Kindle version

[Register a free 1 month Trial Account.](#)

[Download as many books as you like \(Personal use\)](#)

[Cancel the membership at any time if not satisfied.](#)

[Join Over 80000 Happy Readers](#)

Book Descriptions:

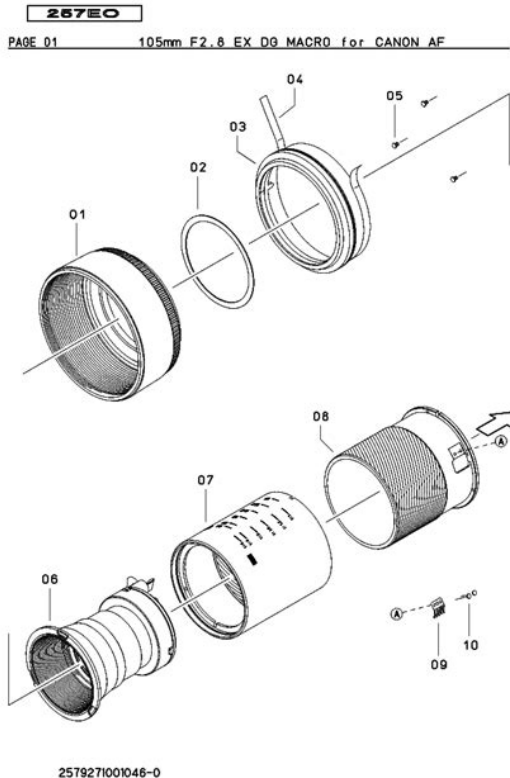
We have made it easy for you to find a PDF Ebooks without any digging. And by having access to our ebooks online or by storing it on your computer, you have convenient answers with canon lens service manual pdf . To get started finding canon lens service manual pdf , you are right to find our website which has a comprehensive collection of manuals listed.

Our library is the biggest of these that have literally hundreds of thousands of different products represented.



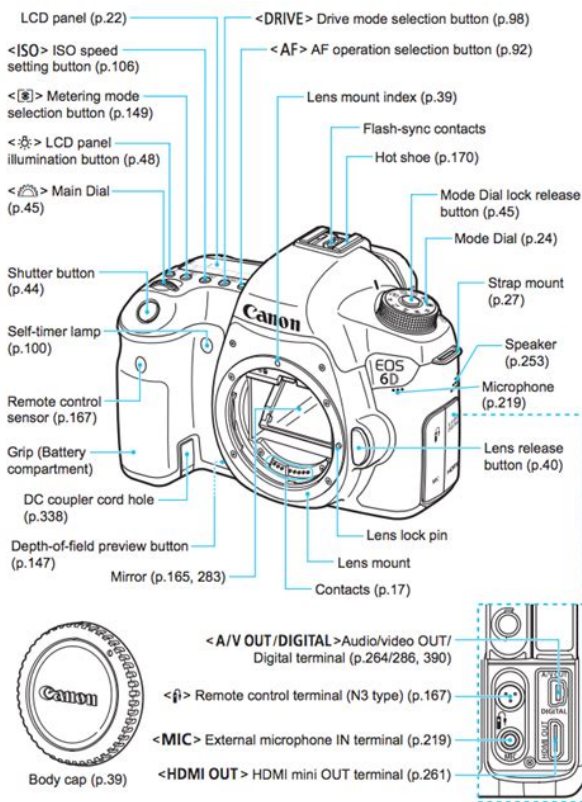
Book Descriptions:

canon lens service manual pdf

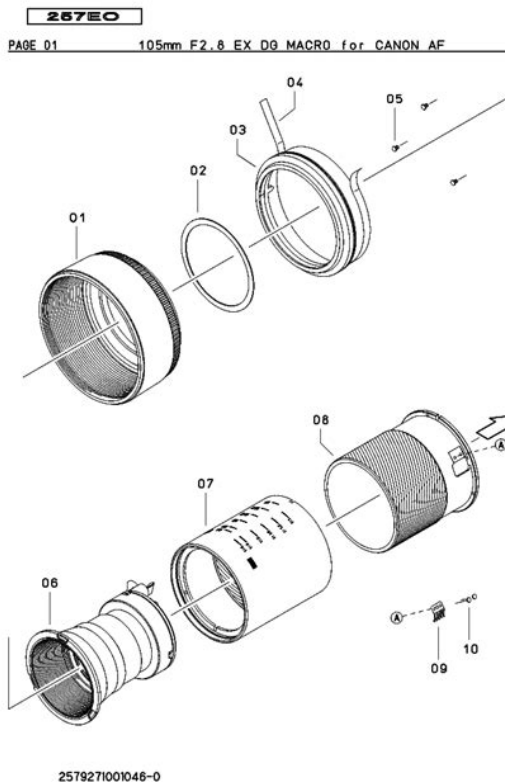


Specifications, comparison, reviews, MTFcharts for lenses by Canon, Nikon, Sony, Pentax, Olympus, Sigma, Tamron, Carl Zeiss, etc. These can be official brochures with technical data, service manuals, press releases, user manuals, etc. A lot of people today can perform basic repairs on their camera. Don't worry about unnecessary costs as you know more about the inner workings of your equipment before you talk to the service center. Since the manual is created by Canon you won't find a better source anywhere else. Do not count on too many stepbystep instructions. It is normally only a schematic with part numbers for each piece. Still this is invaluable information when ordering pieces and trying do dismount the equipment. Be care full when removing the old one, you do not want broken parts to end up inside the lens. If some piece of the plastic is missing you need to check so that the missing part is not doing damage inside the lens. To check for lost parts inside a lens, a total dissassembly might be needed. Please reload the CAPTCHA. Learn more about how to take care, and keep them clean. If you continue to use this site we will assume that you are happy with it. Ok Privacy policy. Please do not offer the downloaded file for sell only use it for personal usage. Looking for other manual For this no need registration. May be help you to repair. You could suffer a fatal electrical shock. Instead, contact your nearest service center. Note! To open downloaded files you need acrobat reader or similar pdf reader program. In addition, Also some files are djvu so you need djvu viewer to open them. These free programs can be found on this page needed progs If you use opera you have to disable opera turbo function to download file. If you cannot download this file, try it with CHROME or FIREFOX browser. Translate this page Relevant PROJECTOR forum topics Canon LV 7230 kivetito leesett Sziasztok Mesterek. Asztalomra kerult egy projector. Sajnos leejtettek, es elhalalozott.<http://strategyprotect.com/userfiles/driving-manual-in-stop-and-go-traffic.xml>

- **canon lens service manual pdf, canon fd lens repair manual pdf, canon lens service manual pdf download, canon lens service manual pdf free, canon lens service manual pdf online, canon lens service manual pdf file, canon lens service manuals.**



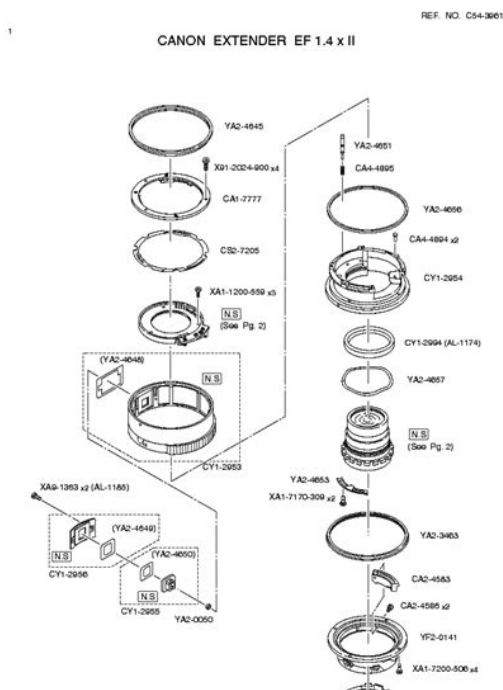
Ha feszultseg ala helyezem, a power LED pirosan villog, ezen tul semmi eletjel. Szetszedtem, de toresnek, csatlakozo lecsuszasnak semmi nyoma. Szerviz leirast sajnos hiaba kerestem hozza. Ha valaki, service manuallal, vagy javitasi tapasztalattal rendelkezik ehhez a keszulekhez, kerem segitsen. Koszonom. Imre Canon MF3110 multifunkcios nyomtato furcsan scannel elmosodott Sziasztok! Most hoztak egy ilyen multifunkcios gepet azzal a hibaval hogy akar geppel akar saját magaval fenymasolo uzemmod elmosodottan scannel. A kepen lathato paca egy uj szigeteloszalag fekete kerek papirja probabol ezt raktam bePanelon nincs eget, pupos, rossznak tuno alkatresz alkatresz. Erre varnam a tippeket es a segitseget hogy mi lehet a baj. allitolag alig hasznaltak. Koszonom Similar manuals You can write in English language into the forum not only in Hungarian. Translate this page Relevant STILL CAMERA forum topics Canon A1100 IS !!!2 foto utan lemerul az akku!!! Udvoztet mindenkinek. A cimben említett fenykepezogep Canon PowerShot A1100 IS kompakt gep, 12 foto utan kiirja hogy az akkumulátor lemerult pedig nem is merult le az akku mas gepben meg tok jól mukodik es meresre is jo tobbfele akkuval es elemmel is kiprobaltam. Mi lehet a problemaElore is koszonom a hozzaszolasokat. akku. UdvMitu canon ixus e18 hiba Sziasztok. Egy pofara esett es megszorult optikaju fenykepezogep irta ki ezt a kodot. Szetszedtem es osszeraktam az optikajat mar nincs szorulasa viszont lehet, hogy pozicionalni kellene a fogaskerekeket, mert most bekapcsolasnal kitolja ketszer az optikat es E18 hibakoddal leall. Ha valaki rakott mar ossze Canon optikat segitsen legyenszives. Csak azert irom meg, hatha valaki nem ismeri az okat. Ez a jelenseg akkor jon elo, mikor a benne levo CR1220 tipusu gombem lemerul. Ugyanis ez tarolja a datumot es az idot. Csere utan ismet tokeletesen mukodik a fenykepezogepem. Canon PC 1169 leesett F18 hibakodot ir Hello!<http://licorne-hotel-restaurant.com/userfiles/driving-manual-in-the-city.xml>



Ez t a kis keszuleket kivittek egészen a Niagarához, hogy ott leejthessek és sikerült nekik. Meg volt szorulva az objektívhez ezt szetszedtem kipiszkaltam a letort darabokat. Kimostam a mechanikus reszet, majd osszeraktam. ES így kint 2Vrol meghajtva kitunoen mukodik. Ha osszerakom akkor elsonék elindul kitolja az obit, majd F18t ír ki. Mi okozhat ilyet Neztém hozzá szervizkönyvet sajnos nem találtam. Esetleg ebben tudnátok segíteni Koszi, udv. Izirajder Similar manuals You can write in English language into the forum not only in Hungarian. One thing I've noticed while reading through the previous threads, is that a lot of people are having a hard time realizing just how much information is being sent from the lens to the body. And since this seems not to be discussed in much depth in any of the references that I've seen linked to, I believe that knowing more about that would be helpful to everyone. I found, someplace on the web, a PDF version of a document called CanonI have not gone through it entirely to find all of the points pertinent to these discussions. But one argument I see put forth over and over in these threads is the idea that the body simply cannot know enough about the misfocus magnitude, the lens current position, and its characteristics, to be able to issue a single movement command that will nail the focus in one, single, openloop AF cycle. This document would change your minds about that. The amount of information being sent to the body is amazing. I am still at a loss to know if it would be a violation of Canons copyright for me to simply post this document. I found it on the web, but I dont remember where, or Id post a link and feel safe doing so. But here are some points The body does know the absolute current position of the focus mechanism of the lens. The body does know the lens focal length even the current focal length for zoom lenses. The body does know the characteristics of the stepper drive for THAT lens.

There is a LOT more in that document. Ill try to find the time to read it over and make some notes from it. We know that new lenses can have that data rewritten by the service centers because its not in a writeonce ROM these days, but instead, is in some form of flash or electrically erasable ROM. But keep in mind that its an OLD document, and a lot of improvements have been made to make the newer lenses even better. BUT, a lot of how this all works must remain the same or at least be accounted for in the newer Canon bodies because these old lenses work just fine on even the newest Canon bodies. My hat is off to Canon for having come up with a system so long ago that can still be

supported without hampering improvements over the years. Bravo hide signature . Jim H. Read our full review to see why its got the best autofocus system weve ever seen. 716 Olympus OMD EM10 Mark IV initial review first impressions Aug 4, 2020 at 0600 The Olympus OMD EM10 IV is the companys entrylevel DSLRshaped mirrorless camera. While it has a higher resolution sensor and new processor, its biggest focus is on selfies. 2258 Sony a7S III initial review Jul 28, 2020 at 1400 The Sony a7S III is a 12MP fullframe camera primarily designed with video in mind. We take a look beyond the specs to see what it offers to filmmakers. 1608 Olympus OMD EM1 Mark III review review Jul 27, 2020 at 1450 The Olympus OMD EM1 Mark III is our favorite Micro Four Thirds camera for stills shooters to date. In this roundup we take a look at four travel tripods and pick our favorite. In our latest buying guide weve selected some cameras that might be a bit older but still offer a lot of bang for the buck. These midrange cameras should have capable autofocus systems, lots of direct controls and the latest sensors offering great image quality. Best cameras for sports and action Aug 11, 2020 at 0146 Whats the best camera for shooting sports and action.




<https://www.becompta.be/emploi/bosch-maxx-classic-manual-online>

Fast continuous shooting, reliable autofocus and great battery life are just three of the most important factors. In this buying guide weve roundedup several great cameras for shooting sports and action, and recommended the best. Best enthusiast long zoom cameras Jul 16, 2020 at 2329 Longzoom compacts fill the gap between pocketable cameras and interchangeable lens models with expensive lenses, offering a great combination of lens reach and portability. Read on to learn about our favorite enthusiast long zoom cameras. This page requires Javascript. Modify your browsers settings to allow Javascript to execute. See your browsers documentation for specific instructions. The little window that is arrowed Processing is what you click on when it changes to Download and this can be very slow. Which is the reason Im going into all this detail Why What have you heard! Life is too short to let us try every lens. Photura series, 19901992, was innovative auto zoom 35mm rangefinder, cylindrical body like a movie camera, with zoom flash with guide number 15 meters to

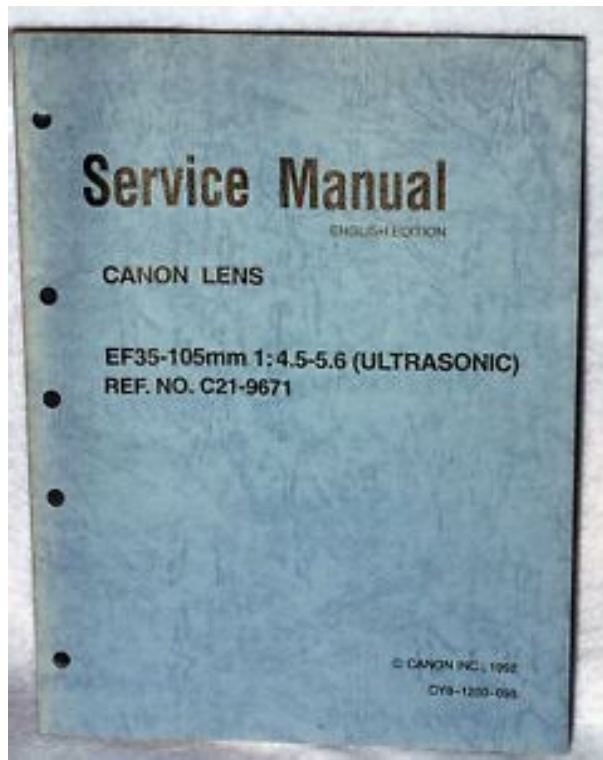
25 meters built into the foldout lens cap. In downloading or viewing these files, you agree to hold James K Beard, Canon Inc. We are not responsible for the correctness of the files or any typographical or other errors that may be in any of them. The copyright ultimately resides with Canon. I believe that Canon has no objection to support of legacy Canon equipment so long as there is no charge, and third party support is limited to equipment that Canon no longer supports. However, I decided to post all the manuals that I currently have available as resources for those who maintain FL and FD mount cameras, lenses, and cameras. As such I cannot vouch for their authenticity, quality or date of publication.

<http://kampongtourist.com/images/burgess-bandsaw-manual-download.pdf>



If anyone has better quality scans, or, preferably better quality PDF files and would like to make them generally available, please put me in touch with whoever is appropriate for the proper arrangements to post them. You may order the full issues of the SPT Journal from Craig Camera here. These files get much larger in the process and the links are marked when this operation has been performed on them. I have no others in reserve or for sale. This camera advanced the state of the art as the first of a new generation of TTL SLRs. NO MANUAL AVAILABLE Thanks to Ken Slavett for this manual. Thanks to Frank Johnson of San Francisco for providing this manual. Its purpose is to retain stored data while the AA batteries are not present. This battery will last practically indefinitely if good AA batteries are kept in the camera. The BR1225 and CR1220 are readily available online very inexpensively, or you may try the standard lithium battery number CR2025 that is available at any drug store. This battery is on the third printed circuit layer on the right side of the camera as viewed from the back. If you have a better copy of any manual that you would like to share, please let me know. Some important manuals are not available here. If you have any of these manuals and would like to share them, please contact me. These include, but are not limited to, both owners manuals and repair manuals for. Learn more opens in a new window or tab This amount is subject to change until you make payment. For additional information, see the Global Shipping Programme terms and conditions opens in a new window or tab This amount is subject to change until you make payment. If you reside in an EU member state besides UK, import VAT on this purchase is not recoverable.

<http://g8bibliotecas.com/images/burgess-bandsaw-bk2-manual.pdf>



For additional information, see the [Global Shipping Programme terms and conditions](#) opens in a new window or tab [Delivery times may vary, especially during peak periods and will depend on when your payment clears](#) opens in a new window or tab. [Learn More](#) opens in a new window or tab [Learn More](#) opens in a new window or tab [Learn More](#) opens in a new window or tab [Learn More](#) opens in a new window or tab [Learn More](#) opens in a new window or tab [See the sellers listing for full details.](#) [Contact the seller](#) opens in a new window or tab and request a postage method to your location. Please enter a valid postcode. Please enter a number less than or equal to 3. Sellers may be required to accept returns for items that are not as described. [Learn more about your rights as a buyer.](#) opens in a new window or tab [You're covered by the eBay Money Back Guarantee if you receive an item that is not as described in the listing.](#) Exemplary trader. All Rights Reserved. User Agreement, Privacy, Cookies and AdChoice Norton Secured powered by Verisign. Not every problem or idea is listed here but most probaly you get some ideas what is possibly your way to get your result. Ask an expert for high voltage. Itll make you feel better, wont it Use the above address for a check, M.O. or cash. NOTE they only print in Black and White. EOS M and EOS R Full Frame mirrorless ranges deliver the power of DSLR in the body of a compact camera. Register your product and opt in for exclusive offers and discounts. Create one here. Login; Create an Account. This should work for all canon prime fd lenses mine is canon 50mm 1.8 fd. Canon FD Prime Lens Rear Dissassembly and Reassembly Guide Camera Zone. Introduction to the,,,, Creators are allowed to post content they produce to the platform, so long as they comply with our policies. United Kingdom. Company number 10637289. Torrington, CT. If you wish to pay with a credit card I will send you a PayPal invoice.

You click on the link supplied and you can enter your credit card information. I will also accept check or money order, or PayPal. The telephone is now working. Please give me the items you wish to purchase and your I ask that you be patient with me as John refused to All are GBC spiral bound for easy use. They are the best publications available, but we cannot assume responsibility for your success or failure using them, nor for the sometimes required special tools. Prices quoted do not include shipping charges. Larger books and multiple orders will generally be shipped ground UPS. Shipping charges on overseas orders will be verified before shipment. On credit card orders, trust me to ship the least expensive, yet expeditious, method. I also offer hundreds of original repair manuals in dozens of brands of photographic equipment. You can start your browsing for those

manuals Here Search engine cached pages are probably not current. Prices do not include shipping. A complete reference, with information on cleaners, adhesives, etc.; extensive charts and databases on everything from filter sizes to lens element designs, flash data, color temperatures, lamps, drills, belt sizes, etc., etc. And a host of helpful bits of information for repairmen and tinkerers. Faithful reprint of the original factory services manuals on these two cameras. They share several parts in common, hence the combination. The Colorflex was also known as the Agfaflex I in the U.S.; the Ambiflex was also marketed as the Agfaflex IV. Includes schematics, exploded views, parts listing; complete service and adjustment information. Covers Airequipt models in the 100, 200, 300, 400 and 900 series. Revised to include faithful reprints of the original c. 1951 Ampro service manual on the Stylist series of projectors, as well as the revised 1960 service manual from Gralex after they took over the line; and the original c. 1954 Ampro manual on the Premier series.

<https://www.optionassurance.ca/wp-content/plugins/formcraft/file-upload/server/content/files/162720a0faa77d--bravilor-b10-hw-manual.pdf>

Full schematics, exploded views, closeup views of inner workings of projector. Full service information. Reprint of the original service manual from GAF on these camera models. Includes exploded views, schematics, full service information. Spiral bound Faithful reprint of the factory original. Detailed service, repair and adjustment. No exploded views or parts list. Covers nearly 60 projectors under the Ansco, GAF, Sears, Viceroy, Wards and Emdeko brands. Reprint of the original service manual from GAF on these projectors. Includes Sawyers models 600, 700, 600A, 700A, 707Q, 707AQ; Wards 666, 777Q, 777AQ; and Eaton Optima Superb. Includes extensive electrical schematics, as well as detailed disassembly, reassembly, adjustment and repair. Includes exploded views, parts listing, complete repair information. Includes operation of equipment, as well as complete service and maintenance information, not to mention demolition and destruction requirements. TMs are often more informative than the usual manufacturers service manuals. Full exploded views, schematics, parts listings, service and repair information. Faithful reprint of the original factory repair manual. Includes exploded views, parts listing, wiring, complete service and adjustment information. Covers models 253A, 253AR, 253AX, 253B, 253BRX, 253RX. Complete service and repair, as well as exploded views, parts listing. Reprint of the original factory service manual on these projectors. Reprint of the original factory service manual on this series; includes 456A, 456Z, 456X, 456XF, 456XP. Includes exploded views, parts list, full service and repair information. Reprint of the original factory service manual on this projector. Includes exploded views, parts listing, full service and adjustment information. Includes exploded views, parts listing, full service and adjustment information. Faithful reprint of the original service manual on this projector, with supplemental material for the 1568B.

Includes full parts listing, exploded views, electrical schematics, full service information. Faithful reprint of the original factory service manual on this projector. Includes full parts listing, exploded views, electrical schematics, troubleshooting guide, full service and repair information. Faithful reprint of the original factory service and parts manual; approx. 50pp, large format, fully illus. Reprint of the original factory service manual on this series; includes LX30, MX43, MX45, MX60, QX80, QX95. Covers models 815A, 820A, 825A, 830A, 840A, 850A. Includes complete detailed exploded views as well as various changes through the models; and service and adjustment information. Full exploded views, circuits, etc.; detailed service and repair information. Presented in Paillards typical convoluted sequence. Reprint of the original US Air Force Handbook and Overhaul Instructions for this camera, 1951. Faithful reprint of the factory original service manual on this flash, in multiple languages English, German and French. Complete function descriptions, illustrated disassembly, testing and adjustment, electrical and schematics. Faithful reprint of original Bronica factory service manual on these two similar early Bronica models. Complete exploded views, parts, service and adjustment information. Reprint of the original factory repair manual and parts list on

these two models and accessories. In addition to full exploded views, parts list and complete service information on the two cameras, also includes service information on 250mm lens, Bellows E, finders, motor drive, extension tubes. Reprint of the original factory repair manual and parts list. Reprint of the original factory manual. Full exploded views, parts listing and detailed service on the IVS2; special section on upgraded model. Also includes parts listings for most other Canon rf models, and detailed exploded views of VT, VT Deluxe, VIT, VIL, Model P, and Canon lenses.

Reprint of the original factory repair manual. Extensive exploded views, showing sequence of assembly and disassembly; detailed information on opening the camera and troubleshooting. Reprinted from original Canon factory manuals, this is a compilation of the variety of Canonet models; includes Canonet 1, 2 and 3 1962; the New Canonet 28 1972; the Canonet QL 17, 19 and 25 1971; and the GIII 17, 19 1972. Complete exploded views, parts lists, schematics, tech updates, full service and repair information. Complete parts and service manual for these two compact halfframe 35mm cameras. Includes exploded views, parts listings, full service and adjustment information. Complete parts and service manual for these two compact springwound 35mm cameras. Faithful reprint of the Canon factory original service manuals on these two models. Full disassembly and reassembly information, as well as exploded views, parts listing, repair, adjustment and service information. Faithful reprint of the Canon factory original manual, detailing mechanical and electrical repairs and service for this series of EOS cameras. Faithful reprint of the original Canon factory manual on this camera in the US as the Rebel G; in Europe as the EOS 500N; and in Japan as the EOS KISS. Complete service manual; includes updates. Reprint of the original Canon factory repair manual; covers the TLb camera and both early and later versions of the Canon FTb. Faithful reprint of the original Canon factory repair manual on this camera. Reprint of the original service manual from Canon on these cameras. Includes Photura, Epoca, Autoboy Jet, Photura Caption and Epoca Caption models. Faithful reprint of the factory original repair guide to this camera. Full exploded views, disassembly, adjustment and repair, reassembly. Electronic checking, etc. Full exploded views, circuitry diagrams, full mechanical and electrical adjustment and service. Complete parts and service manual covering this piece of equipment.

Complete parts and service manual covering the F1 Motor Drive Unit; Film Chamber 250; Remote Switch MD; Film Loader 250; Battery Case and Battery Connector. Complete parts and service manual covering the F1 Booster T Finder, and the Servo EE Finder. Exploded views, wiring diagrams, full service and adjustment information. Faithful reprint of the original service manual from Canon on this camera. Reprint of the original service manual from Canon on this camera. Reprint of the original service manual from Canon on this electronic flash. Reprint of the original service manual from Canon on these electronic flash units. Reprint of the original service manual from Canon on this lens. Reprint of the original service manual from Canon on these three lenses. Complete exploded views, parts listing, full disassembly, repair and service, and reassembly information. Reprint of the original service manual from Canon on this lens. Reprint of the original service manual from Canon on this lens. Reprint of the original service manual from Canon on these two lenses. Reprint of the original service manual from Canon on these lenses. Reprint of the original service manual from Canon on these lenses. Reprint of the original service manual from Canon on this lens. Reprint of the original Chinon factory service manual on these cameras. Faithful reprint of the original Chinon factory service manual on this single lens reflex camera. Faithful reprint of the original Chinon factory service manual on this sophisticated camera. Reprint of the original Chinon factory service manual on this camera. Faithful reprint of the original Chinon factory service manual on this movie camera. Faithful reprint of the original Chinon factory service manual on these movie cameras. This manual includes servicing and maintenance procedures, replacement parts lists, illustrated assembly drawings.

Faithful reprint of the original manual issued by the company for service and repair of these

professional level sound movie cameras. Also includes Crystasound schematics. Superb reference; valuable guide. Faithful reprint of a scarce Compur factory original service manual on the electronic shutters of the period. Includes exploded views, repair and adjustment information, as well as several pages in color for lubrication information. This booklet deals specifically with the SynchroCompur 00MXV Wide Reflex shutter. This booklet deals specifically with the SynchroCompur shutters used on the Rolleiflex cameras. This is one of the books that provides a large picture on each page of a portion of the shutter, with adjustment and repair information. Also includes Models 84AF and 84AZ. Faithful reprint of the original factory booklet on this enlarger. Includes complete setup and operation, adjustment, service and repair. Faithful reprint of the original factory booklet on this unit. Includes changing of filters, dials and cams, rollers, switches, gear wheels, fan, etc. Faithful reprint of the original factory manual on this highquality 16mm Xenon sound projector. Faithful reprint of the original factory manual on this series of highquality 16mm sound projectors. Includes NST0, NST1, NST2, NST3, NT0, NT1, NT2, NT3 models. Faithful reprint of the factory original; includes troubleshooting guide, complete illustrated parts listing; service and repair information. Original illustrations were photographs, and dark; reproduction is adequate but not all that we might hope for. Faithful reprint of the original factory manual on this series of highquality sound projectors. Includes SL0, SL1, SL02, SL2 all with serial number 30001 and higher, and EX300SLII series with serial numbers 3001 and above. Faithful reprint of the original factory manual on these highquality sound projectors.

This is a faithful reprint of the factory manual covering the Xenon lamp, starter and rectifier circuits in the Eiki projector. It should be considered a. Faithful reprint of the original service manual on this then fairly sophisticated Super 8mm movie camera. Complete illustrations, schematics, mechanical and electrical service and repair. Reprint of the original service manual on these models. Spiral bound. Faithful reprint of the factory original. Reprint of the original Elmo factory service manual on these projectors. Detailed service, repair and adjustment; includes schematics, exploded views. Reprint of the original Eumig factory service manual on these projectors. Faithful reprint of the Fairchild original manual on this series of Super 8mm automatic cartridge projectors. Covers models 7007, 7010, 7020, 7021, 7031, 7041. Complete exploded views, operation description, complete repair and adjustment information. Supplemented with extensive technical service bulletins. Reprint of the original Fuji factory service manual on this camera. Full exploded views, complete service and repair information. Also includes exploded views and parts lists on the 100mm, 65mm, 150mm, 180mm lenses. Reprint of the original Fuji factory service manuals on these models. Includes some Fuji technical updates. Originally issued as three separate manuals, we have combined them into a single book for this reprint, because of similarities in the cameras. Detailed repair and service information; troubleshooting guide; exploded views, parts list on these professional level medium format cameras. Reprint of the original Fuji factory service manual on these models. Highquality reprint of the extremely comprehensive Fuji factory service manual on this camera system. In addition to the camera itself, includes parts lists and exploded views of the film holder and all accessories. Full exploded views, schematics, repair and service information.

Faithful reprint of the factory original service manual on this camera. Faithful reprint of the factory original service manual on these cameras. Faithful reprint of the original parts and service manual for this 35mm camera. Faithful reprint of the NatCam manual; 63 large detailed photographs showing explicit disassembly of camera; minimal service information but some repair is expected to be selfevident from disassembly. Schematics and instruction for disassembly, repair, and reassembly. Exploded views, parts list, service instruction. This manual covers the 700 series, 800 series, 900 series, 900 Synchronous series, Model 930TV and 900 Magnetic series of Graflex projectors then under the Singer brand. Detailed troubleshooting, service and repair; includes exploded views, parts listings, schematics. Quality reprint from Graflex originals; a compilation of parts and service manuals on both the knob and lever advance roll holders; Model II roll holders;

70mm roll holder; and Grafmatics 4x5 and 2x3. Complete trouble shooting, disassembly, repair and reassembly. Troubleshooting, disassembly, repair, and reassembly. A combination of service manuals from various time periods; Hasselblad relies extensively on exploded views for selfexplanatory service, so actual repair text is minimal. A faithful reprint of the original Hasselblad service manual on this camera. Includes full exploded views and parts identification, as well as complete disassembly, reassembly, service and repair information. Faithful reprint of the Hasselblad original; complete exploded views, parts identification for all accessories and rollfilm backs; service information on the Magazine 70 is generally applicable to other reollfilm backs as well. Reprint of the original service manual from Honeywell on this reproduction unit. Complete schematics, exploded views, parts and tools listing, full disassembly, repair and service. Also includes some updates.

<http://www.raumboerse-luzern.ch/mieten/bosch-maxx-classic-manual-online>